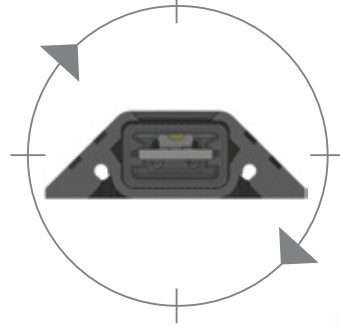


■ POWER NEBULA (SI5)

- Long life CREE Power LEDs
- Quick to install, compact design
- Creates a safer environment
- Intergrated switch option
- Waterproof to IP66

Internal View




|| See technical specs overleaf >>>

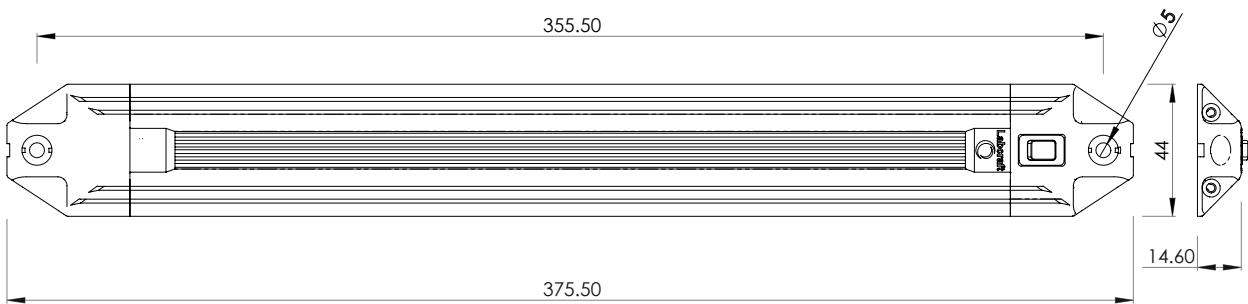
REV 0



POWER NEBULA (SI5)



- Long life CREE Power LEDs - This LED strip utilises CREE's high power LEDs. Each LED uses just 0.5W of energy to produce 46 lumens. The LEDs are mounted on an aluminium plate to ensure that light output is maintained and the heat is managed effectively.
- Quick to install, compact design - Set in a low profile, tough aluminium housing, the Power Nebula is quick and easy to install, making it suitable for both new vehicle specifications and retrofitting into existing vehicles.
- Creates a safer environment - The clean, bright, energy efficient light source provides illumination which improves visibility and safety.
- Integrated switch option - For ease of use, the Power Nebula is available with an integrated switch in one of the end caps.
- Waterproof to IP66 - The PCB, components and LEDs are completely encased within a polycarbonate extrusion which protects against moisture ingress.



Specification

ALL DIMENSIONS HAVE A TOLERANCE OF +/- 1mm

POWER NEBULA (SI5)

		SI5_6-0.5	SI5_6-0.5/2
Supply Voltage	VDC	12	24
Voltage Range	VDC	10-15	20-32
Average Current	A	0.33	0.16
Light Output	lm	280	280
LED Power	W	6 x 0.5	6 x 0.5
Weight	kg	0.22	0.22
Temp. Range	°C	-30 to +40	-30 to +40

REV 0

Calculations based on average LED values @ 13.28V (for 12V models) and @ 28V (for 24V)

E & OE